

**SINGER**  
**133W102,W103**

# LIST OF PARTS



## MACHINES

Nos. 133 w 102 and 133 w 103

### INDEX

---

Accessories .....	13
Bobbin Winder .....	14
Cord Guide .....	16
Machine No.133w102 .....	5
Machine No.133w103 .....	12
Miscellaneous Parts .....	17
Numerical List of Parts .....	19
Thread Unwinder .....	15

From the library of: Diamond Needle Corp

# INSTRUCTIONS FOR ORDERING

In ordering from this list, use ONLY the PART number in the FIRST column.

The number stamped on a Sewing Machine Part is the number of the Single Part only, except when the part includes Set Screws, Clamping Screws, Studs and Rollers Spun on, Small Wires riveted, or Parts soldered together, etc., which it is necessary to furnish in combination.

Every combination of parts sent out has its specific number which, although not stamped on Parts (except in above case), must be used when ordering the combination.

Each number always indicates the SAME PART in whatever list it appears, or for whatever Machine.

The letters after some of the numbers indicate the style of finish only, as follows:

- A. Hardened, Polished, Nickel Plated and Buffed.
- B. Polished, Nickel Plated and Buffed.
- C. Hardened only.
- D. Polished only.
- E. Soft, not polished.
- F. Hardened and Polished.
- H. Blued.
- J. Nickel Plated only.
- R. Merlized.
- X. Black Oxide.
- XC. Hardened and Black Oxide.
- Y. Black Nickel only.

These letters MUST BE USED when they appear in the list and AFTER the number, as in the list.

In this series:

200001 to 201500 and 350001 to 351500 are Screw Numbers.  
 201501 to 201800 and 351501 to 351800 are Nut Numbers.  
 201801 to 202000 and 351801 to 352000 are Roller Numbers.  
 202001 to 350000 are Numbers of Machine Parts.


The figures in the second column refer only to the plate in which the illustration of the part is shown and are NOT TO BE USED in ordering.

Two or more numbers over a cut indicate that the difference between such parts is not visible in an illustration.

Parts marked with an asterisk (\*) are furnished when repairs are made at the factory.

## LIST OF PARTS COMPLETE

FOR



### MACHINE No. 133w102

HIGH SPEED. GEAR DRIVEN ROTARY HOOK.  
 LOCK STITCH.

For Flat Stitch Embroidery and Madeira Eyelets. Using Left Twist Artificial Silk. Needle Vibrates to and from the Operator, Maximum Throw  $\frac{3}{16}$  inch.

From the library of: Diamond Sewing Corp

No.	Plate	Name
*240801	-----	Arm with 202135
224002	15376	" Cap
200278H	15376	" " Screw
202248	15376	" " " Washer
204235	15384	" Position Pin (2)
200010E	15384	" Screw (3)
202005	15384	" " Washer (3)
237702	15376	" Shaft with 224392 and 350431E
223607	15376	" " Bushing (back) with 202260
202260	15376	" " " " Oil Packing (wick)
207080	15376	" " " (front) with 202244
202244	15376	" " " " Oil Packing (wick)
200502B	15376	" " " " " " Thumb
		Screw
200338C	15376	Arm Shaft Pushing Set Screw (2)
224392	15376	" " Oil Packing (wick)

No.	Plate	Name
350431E	15376	Arm Shaft Oil Packing Stop Screw
240803	15384	" Side Cover
200462B	15384	" " " Thumb Screw
237784	15376	Balance Wheel (disc)(belt groove 2-3/8 in. diam.) with 200328C and 200335C
350419H	15376	Balance Wheel Adjusting Screw
200328C	15376	" " Position Screw
200335C	15376	" " Set Screw
*240804	-----	Bed
240805	15384	" Slide (front)
263099	15377	Bobbin
224416	15377	" Case Base
224417	15377	" " Cap with 200598C, 201016F and 224421
224418	15377	Bobbin Case Cap complete, Nos. 200964C, 210736, 210914 and 224417
210913	15377	Bobbin Case Latch
210914	15377	" " " 210913 with 210734 and 210735
210735	15377	Bobbin Case Latch Fulcrum Pin
210734	15377	" " " Lever
210736	15377	" " " Spring
200964C	15377	" " " Stop Screw
240901	15377	" " Stop
200082D	15377	" " " Screw
224421	15377	" " Tension Spring
201016F	15377	" " " " Regulating Screw
200598C	15377	Bobbin Case Tension Spring Screw
224419	15377	" " complete, Nos. 224416 and 224418
240815	15384	Face Plate
202135	15384	" " Position Pin
200473B	15384	" " Thumb Screw
240902	15377	Hook with 263134 and two 1253C
240903	15377	" 240902 with 200145C, 200614C, 240905, 263122 and two 200596F
240904	15377	Hook and Bobbin Case complete, Nos. 224419 and 240903
263122	15377	Hook Gib
200614C	15377	" " Hinge Screw
200596F	15377	" " Screw (2)
263134	15377	" Oiling Felt
1253C	15377	" Set Screw
240820	15378	" Shaft
241111	15378	" " Bevel Gear with two 1253C
201318E	15378	" " " " Guard Oil Stop Screw
50234D	15378	" " " " " " " "
241171	15378	" " " " " " " "
		Washer (leather)
121E	15378	Hook Shaft Bevel Gear Guard Screw
*241177	-----	" " " " " Section (back)

No.	Plate	Name
*241178	-----	Hook Shaft Bevel Gear Guard Section (front)
241179	15378	Hook Shaft Bevel Gear Guard complete, Nos. 121E, 50234D, 201318E, 241171, 241177 and 241178
1253C	15378	Hook Shaft Bevel Gear Set Screw
241180	15378	" " Bushing (back) with 202423
202423	15378	" " " " Oil Packing (wick)
200346C	15378	Hook Shaft Bushing (back) Set Screw
241188	15378	" " " (front) with 241189
241189	15378	" " Bushing (front) Oil Packing (wick)
200362C	15378	Hook Shaft Bushing (front) Set Screw
227224	15378	" " Collar with 201052C
201052C	15378	" " " Set Screw
240905	15377	" Washer Needle Guard (for embroidery work)
200145C	15377	Hook Washer Needle Guard Screw
202976	15381	Needle Bar (hollow) with 200141F
238251	15381	" " Connecting Link
202333	15381	" " " Stud with 202254
202254	15381	Needle Bar Connecting Link Stud Oil Packing (wick)
200374C	15381	Needle Bar Connecting Link Stud Set Screw
200383C	15381	" " " " " "
*206891	-----	" " " Stud
202329	15381	" " " " 206891 with 200086C and 202330
202330	15381	Needle Bar Connecting Stud Oil Packing (wick)
200086C	15381	Needle Bar Connecting Stud Pinch Screw
210725	15381	" " Crank with 200335C, 200374C, 200383C, 200428C and 202333
203172	15381	Needle Bar Crank Friction Washer
200428C	15381	" " " Position Screw
200335C	15381	" " " Set Screw
240821	15381	" " Rock Frame
240822	15381	" " " " Hinge Stud (eccentric)
200347C	15381	Needle Bar Rock Frame Hinge Stud Set Screw
240823	15381	" " " " " " Sleeve (split)
202666	15381	Needle Bar Rock Frame Position Bracket
200098F	15381	" " " " " " Screw
240824	15379	" " " " Rock Shaft
240870	15379	" " " " " " 240824 with 200387C and 210920
240825	15379	Needle Bar Rock Frame Rock Shaft Crank with 200036E

No.	Plate	Name
240826	15379	Needle Bar Rock Frame Rock Shaft Crank Connection
201306C	15379	Needle Bar Rock Frame Rock Shaft Crank Connection Hinge Screw (2)
201522E	15379	Needle Bar Rock Frame Rock Shaft Crank Connection Hinge Screw Nut (2)
200036E	15379	Needle Bar Rock Frame Rock Shaft Crank Pinch Screw
202668	15379	Needle Bar Rock Frame Slide Block
210920	15379	" " " " " " 202668 with 201141C
201141C	15379	Needle Bar Rock Frame Slide Block Stud
200387C	15379	" " " " " " " " Set Screw
200141F	15381	Needle Set Screw
240827	15380	" Vibrating Cam and Gear
240828	15376	" " " " " " Driving Gear with two 200363C
200363C	15376	Needle Vibrating Cam and Gear Driving Gear Set Screw
240832	15380	Needle Vibrating Cam and Gear Shaft
213141	15380	" " " " " " Collar with two 200393C
200393C	15380	Needle Vibrating Cam and Gear Shaft Collar Set Screw
200327C	15380	Needle Vibrating Cam and Gear Shaft Set Screw
240829	15380	Needle Vibrating Fork Lever with 200404C
240830	15379	" " " " " Connection Lever
240831	15379	Needle Vibrating Fork Lever Connection Lever Hinge Stud
202574	15379	Needle Vibrating Fork Lever Connection Lever Hinge Stud Collar with 200380C
200380C	15379	Needle Vibrating Fork Lever Connection Lever Hinge Stud Collar Set Screw
200374C	15379	Needle Vibrating Fork Lever Connection Lever Hinge Stud Set Screw
200973C	15379	Needle Vibrating Fork Lever Hinge Screw
201522E	15379	" " " " " " Nut
240833	15380	" Vibration Regulating Bell Crank with 200378C and 201220C
240834	15380	Needle Vibration Regulating Bell Crank Link
240835	15380	Needle Vibration Regulating Bell Crank Link Hinge Pin
200404C	15380	Needle Vibration Regulating Bell Crank Link Hinge Pin Set Screw
350270C	15380	Needle Vibration Regulating Bell Crank Link Hinge Screw
201522E	15380	Needle Vibration Regulating Bell Crank Link Hinge Screw Nut

No.	Plate	Name
201220C	15380	Needle Vibration Regulating Bell Crank Position Screw
200378C	15380	Needle Vibration Regulating Bell Crank Set Screw
240836	15380	Needle Vibration Regulating Bracket with 201233C
240837	15380	Needle Vibration Regulating Bracket Collar with two 200387C
200387C	15380	Needle Vibration Regulating Bracket Collar Set Screw
201170C	15380	Needle Vibration Regulating Bracket Locking Thumb Screw
240838	15380	Needle Vibration Regulating Bracket Locking Thumb Screw Packing (brass)
240846	15380	Needle Vibration Regulating Bracket Position Lever with 200327C, 200440C, 201534E and two 200363C
200696E	15380	Needle Vibration Regulating Bracket Position Lever Locking Screw Stud
240841	15380	Needle Vibration Regulating Bracket Position Lever Locking Screw Stud Bushing
200363C	15380	Needle Vibration Regulating Bracket Position Lever Locking Screw Stud Bushing Set Screw
224348	15380	Needle Vibration Regulating Bracket Position Lever Locking Screw Stud Cap
205526	15380	Needle Vibration Regulating Bracket Position Lever Locking Screw Stud Spring
200440C	15380	Needle Vibration Regulating Bracket Position Lever Position Screw
200363C	15380	Needle Vibration Regulating Bracket Position Lever Set Screw
240842	15378	Needle Vibration Regulating Lever with 201007C and 201170C
240843	15380	Needle Vibration Regulating Lever Connection
200242H	15378	Needle Vibration Regulating Lever Connection Hinge Screw (lower)
200670C	15380	Needle Vibration Regulating Lever Connection Hinge Screw (upper)
201170C	15378	Needle Vibration Regulating Lever Operating Rod Thumb Screw
201007C	15378	Needle Vibration Regulating Lever Set Screw
240845	15378	Needle Vibration Regulating Lever Shaft
240839	15380	" " Stop Lever
240840	15380	" " " " 240839 with 200374C, 200440C, 201170C, two each 200337C and 201534E
200440C	15380	Needle Vibration Stop Lever Position Screw

From the library of the Dammer Needle Corp.

No.	Plate	Name
200374C	15380	Needle Vibration Stop Lever Set Screw
240847	15380	" " " " Shaft
201233C	15380	" " " " Stop Screw (lower)
200337C	15380	Needle Vibration Stop Lever Stop Screw (upper)
201534E	15380	Needle Vibration Stop Lever Stop Screw (upper) Nut
350272E	15380	Needle Vibration Stop Lever Stop Screw Stud (2)
201718D	15380	Needle Vibration Stop Lever Stop Screw Stud Thumb Nut (2)
201170C	15380	Needle Vibration Stop Lever Thumb Set Screw
240848	15382	Presser Bar (hollow)
233715	15382	" " Bushing
200752C	15382	" " " " Set Screw
202554	15382	" " Lifter
200653C	15382	" " " Hinge Screw
240849	15382	" " Lifting Bracket with 200387C
200387C	15382	" " " " Set Screw
240850	15382	" " Position Guide
202338	15382	" " " " Lever with 200086F
200086F	15382	Presser Bar Position Guide Lever Pinch Screw
200352C	15382	Presser Bar Position Guide Set Screw
208159	15382	" " Spring
200494B	15382	" " Thumb Screw (pressure regu- lating)
200475B	15382	Presser Bar Thumb Screw Thumb Set Screw
202355	15382	" " " " " " " "
240855	15382	Packing (brass)
201644B	15382	Presser Foot Clamping Rod
237762	15381	" " " " Thumb Nut
237762	15381	Take-up Lever
202399	15381	" " Driving Stud with 202277
202277	15381	" " " " Oil Packing (wick)
202400	15381	Take-up Lever Hinge Stud with 202423
202423	15381	" " " " Oil Packing (wick)
200383C	15381	" " " " Set Screw
202401	15382	" " Oiling Felt
200132E	15382	" " " " Screw
202402	15383	Tension Disc
244061	15383	" Release Washer
202407	15383	" Spring
263106	15383	" " Washer
200625F	15383	" Stud with 204925
200061C	15383	" " Set Screw
204925	15383	" " Washer

No.	Plate	Name
201572B	15383	Tension Thumb Nut
240924	15383	Tension complete, Nos. 200625F, 201572B, 202407, 240927, 244061, 263106 and two 202402
2102	15383	Thread Check Disc
350461E	15383	" " Screw Stud
13710	15383	" " Spring
15600	15383	" " Thumb Nut
240925	15383	" " Washer (felt)
240926	15383	" " " (steel)
240929	15383	Thread Check complete, Nos. 15600, 2102, 13710 240925, 240926 and 350461E
240927	15383	Thread Controller Spring
202411	15383	" " " " Stop
200172E	15383	" " " " " Screw
224028	15276	" Guide
236007	15383	" " (upper)
200592H	15383	" " Screw (2)
240034	15383	" Retainer
200906H	15383	" " Set Screw
240956	15384	Throat Plate
233201	15384	" " Needle Plate
240657	15384	" " " " Locking Slide
200177D	15384	" " " " " " " Screw (2)
200577XC	15384	Throat Plate Screw (2)
240900	15378	Vertical Shaft
241111	15378	" " Bevel Gear (lower) with two 1253C
1253C	15378	Vertical Shaft Bevel Gear (lower) Set Screw
249439	15378	Vertical Shaft Bevel Gear (upper) with two 200112C
200112C	15378	Vertical Shaft Bevel Gear (upper) Set Screw
241182	15378	Vertical Shaft Bushing (lower) with 202423
202423	15378	" " " " Oil Packing (wick)
240963	15378	Vertical Shaft Bushing (upper) with 202423
202423	15378	" " " " Oil Packing (wick)
200327C	15278	Vertical Shaft Bushing Set Screw (2)
240972	15276	" " Driving Gear with two 200363C
200363C	15276	Vertical Shaft Driving Gear Set Screw

# MACHINE No. 133w103

HIGH SPEED. GEAR DRIVEN ROTARY HOOK.  
LOCK STITCH.

For Flat Stitch Embroidery Only. Using Left Twist  
Artificial Silk. Needle Vibrates to and from the Operator,  
Maximum Throw  $\frac{3}{16}$  inch.

The same as Machine No. 133w102 with the following  
exceptions:

No.	Plate	Name
240917	15387	Arm Cap
228394	15387	" " Cord Holder
202068	15387	" " Spool Holder Base
240918	15387	" " " " " Bracket
200585H	15387	" " " " " Screw
200575H	15387	" " " " " Screw
204296	15387	" " " " " Wire
200079H	15387	" " " " " Hinge Screw
204297	15387	Arm Cap Spool Holder complete, Nos. 200079H, 202068 and 204296
240919	15387	Arm Cap and Spool Holder complete, Nos. 200575H, 204297, 228394, 240917, 240918 and two 200585H
240920	15388	Cord Guide Lever with 827B and 1674B
827B	15388	" " " " Adjusting Screw
1674B	15388	" " " " " Lock Nut
240921	15388	" " " " Bracket
19044	15388	" " " " Friction Washer
250179E	15388	" " " " Hinge Screw
201531E	15388	" " " " " Nut
233216	15388	" " " " Tube
240922	15388	" " " " Holder with 2273 and two 350460B
350460B	15388	Cord Guide Tube Holder Adjusting Screw
2273	15388	" " " " " Hinge Pin
240906	15388	" " " " " Spring
350460B	15388	" " " " " Set Screw
240923	15388	Cord Guide complete, Nos. 19044, 201531E, 233216, 240966, 240920 to 240922 and 350129E
240928	15389	Throat Plate Needle Plate

# ACCESSORIES

FOR MACHINE NO. 133w102

No.	Plate	Name
203099	15377	Bobbin (5)
*225482	-----	" Case Screw Driver Blade
*225487	-----	" " " " " Handle
225497	13067	Bobbin Case Screw Driver complete, Nos. 225482 and 225483
224468	15385	Eyelet Piercer with 200473B
234469	15385	" " " " Holder
200473B	15385	" " " " Thumb Screw
224470	15385	Eyelet Piercer (adjustable) for eyelets from $\frac{5}{64}$ to $\frac{1}{4}$ in. diam., complete, Nos. 234468 and 234469
224462	15385	Eyelet Punch, .067 in. diameter
234467	15385	" " .055 in. diameter
234464	15385	" " $\frac{7}{64}$ in. diameter
234465	15385	" " $\frac{5}{32}$ in. diameter
234466	15385	" " $\frac{9}{64}$ in. diameter
234467	15385	" " $\frac{3}{32}$ in. diameter
170 X 11	-----	Needles, three each, sizes 12 and 14
240851	15385	Presser Foot, for Eyelets $\frac{3}{32}$ in. diam- eter
240852	15385	Presser Foot, for Eyelets $\frac{7}{64}$ in. diameter
240857	15385	" " " " $\frac{11}{64}$ in. diameter
240854	15385	" " " " $\frac{1}{4}$ in. diameter
240926	15385	Throat Plate Needle Plate
240858	15385	" " Spur, for Eyelets $\frac{3}{32}$ in. diameter
240859	15385	Throat Plate Spur, for Eyelets $\frac{11}{64}$ in. diameter
234446	15385	Throat Plate Spur, for Eyelets $\frac{7}{64}$ in. diameter
234513	15385	Throat Plate Spur, for Eyelets $\frac{1}{4}$ in. diameter
240871	15386	Drip Pan with four $\frac{3}{4}$ in. wire nails
208676	15386	Embroidery Hoop, 12 inch
234484	15385	Eyelet Punch Cutting Block (fiber)
234485	15385	" " Mallet (wood)
12361	15385	Machine Hinge Connection (2)
41400	13067	" Rest Pin (wood)
240844	15386	Needle Vibration Regulating Lever Operat- ing Rod
240862	15386	Needle Vibration Regulating Lever Operat- ing Rod 240844 with 2767
2767	15386	Needle Vibration Regulating Lever Operat- ing Rod Knee Plate with 3560

No.	Plate	Name
356C	15386	Needle Vibration Regulating Lever Operating Rod Knee Plate Set Screw
120342	13067	Oiler (copper plated) with 120343
120343	13067	" Spout (3-1/2 in. long)
225496	13067	Screw Driver (7-1/4 in. long)
225554	13067	Wrench (steel)

### BOBBIN WINDER

(SWINGING AUTOMATIC, RIGHT HAND)

259429	16615	Brake (leather)
259429	16615	" Clamp
200113F	16615	" " Screw
225453	16615	Frame with 202277 and 225438
225454	16615	" Hinge Pin
202277	16615	" Oil Packing (wick)
225433	16615	" " Well Cap
225455	16615	" Spring
225456	16615	" " Plunger
225368	16615	Pulley with 200380C
200380C	16615	" Set Screw
225391	16615	Spindle
225444	16615	Stop Latch
200056E	16615	" " Screw
225458	16615	" " Thumb Lever
225459	16615	" " " " Hinge Stud
225459	16615	" " " " Joint Stud
202478	16615	" " Trip Lever
200299H	16615	" " " " Hinge Screw
225461	16615	Tension Bracket with 201499B
2000F2D	16615	" " Screw
228026	16615	" " Washer
2102	16615	" Disc
13710	16615	" Spring
201499B	16615	" Stud
201572B	16615	" " Thumb Nut
225462	16615	Bobbin Winder Tension Bracket complete, Nos. 13710, 201572B, 225461 and two 2102
259430	16615	Bobbin Winder and Tension Bracket Base
259471	16615	Universal Bobbin Winder complete, Nos. 200056E, 200082F, 200113F, 200299H, 202478, 225368, 225391, 225444, 225453 to 225456, 225458, 225462, 228026, 2102 to 259430, two each 225459 and wood screws 3/4 in. No. 12, R. H. B.

### THREAD UNWINDER

No.	Plate	Name
225257	17900	Spool Rest (for two spools)(flat) with 201018C
150207	17900	Spool Rest Cushion (felt)
225388	17900	" " Rod
200383C	17900	" " " Set Screw
201018C	17900	" " Set Screw
202490	17900	" Stand with 200383C
225391	17900	Thread Guide
201696J	17900	" " Lock Nut
225326	17900	" " Position Cup
225324	17900	" " Rod with 208AL and 225322
208AL	17900	" " " Screw
225322	17900	" " " Washer
225259	17900	Thread Unwinder (for two spools)(flat) complete, Nos. 201696J, 202490, 225257, 225324, 225326, 225388, two each 150203, 225391 and three wood screws 7/8 in. No. 12
263099	15377	Bobbin (5)
*225482	-----	" Case Screw Driver Blade
*225483	-----	" " " Handle
225497	15390	Bobbin Case Screw Driver complete, Nos. 225482 and 225483
130 X 11	-----	Needles, three each, sizes 12 and 14
233201	15390	Throat Plate Needle Plate
240871	15386	Drip Pan with four 3/4 in. wire nails
208676	15386	Embroidery Hoop, 12 inch
12261	15390	Machine Hinge Connection (2)
41400	15390	" Rest Pin (wood)
240844	15386	Needle Vibration Regulating Lever Operating Rod
240862	15386	Needle Vibration Regulating Lever Operating Rod 240844 with 2267
2767	15386	Needle Vibration Regulating Lever Operating Rod Knee Plate with 356C
356C	15386	Needle Vibration Regulating Lever Operating Rod Knee Plate Set Screw

FOR MACHINE NO. I33wI03

From the library of: Diasonex Needle Corp



No.	Plate	Name
120342	15390	Oiler (copper plated) with 120343
120343	15390	" Spout (3-1/2 in. long)
225498	15390	Screw Driver (7-1/4 in. long)
225434	15390	Spool Pin
225554	15390	Wrench (steel)

259471	16615	Universal Bobbin Winder complete, Nos. 200056E, 200082E, 200113F, 200299H, 200478, 225368, 225391, 225444, 225453 to 225456, 225458, 225462, 229076, 259428 to 259470 two each 225459 and wood screws 3/4 in. No. 12, R. H. B.
--------	-------	---

For itemized list of bobbin winder parts see  
page 14

## CORD GUIDE

240920	15388	Cord Guide Lever with 827B and 1674B
827B	15388	" " " Adjusting Screw
1674B	15388	" " " " " Lock Nut
240921	15388	" " " Bracket
19044	15388	" " " Friction Washer
350129F	15388	" " " Hinge Screw
201531E	15388	" " " " " Nut
223216	15388	" " " Tube
240922	15388	" " " Holder with 2273 and two 350460B
350460B	15388	Cord Guide Tube Holder Adjusting Screw
2273	15388	" " " " " Hinge Pin
240866	15388	" " " " " Spring
350460B	15388	" " " " " Set Screw
240923	15388	Cord Guide complete, Nos. 19044, 201531E, 223216, 240866, 240920 to 240922 and 350129F

## MISCELLANEOUS PARTS

Used in conjunction with thread unwinder

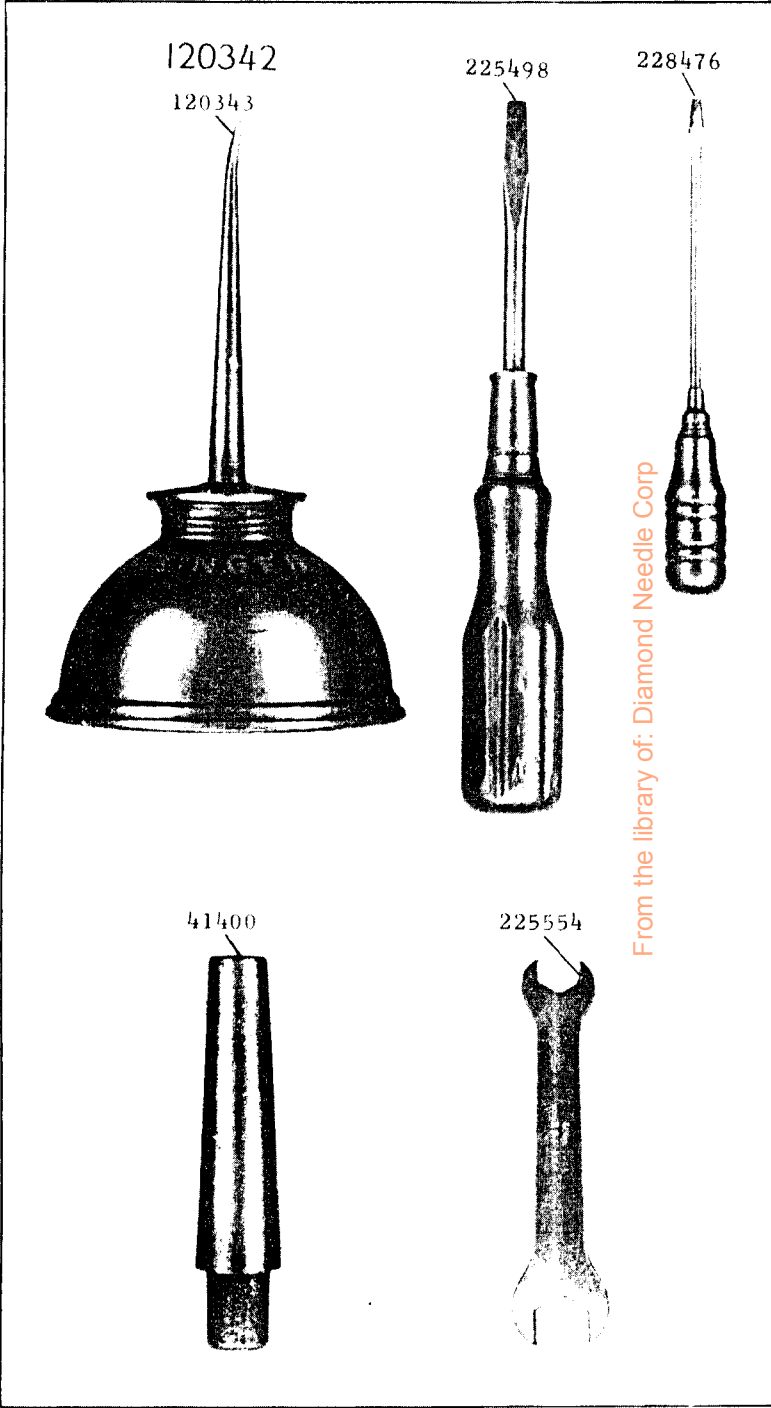
No.	Plate	Name
60913	17900	Spool Weight with 60914
60914	17900	" " Center Pin
225377	17900	" Wire, for small spools
27739	17900	Thread Cone (wood)
225390	17900	" " Holder

Genuine "SINGER" Needles should be used  
in "SINGER" Machines.  
These Needles and their Containers  
are marked with the  
Company's Trade Mark "SIMANCO" 1

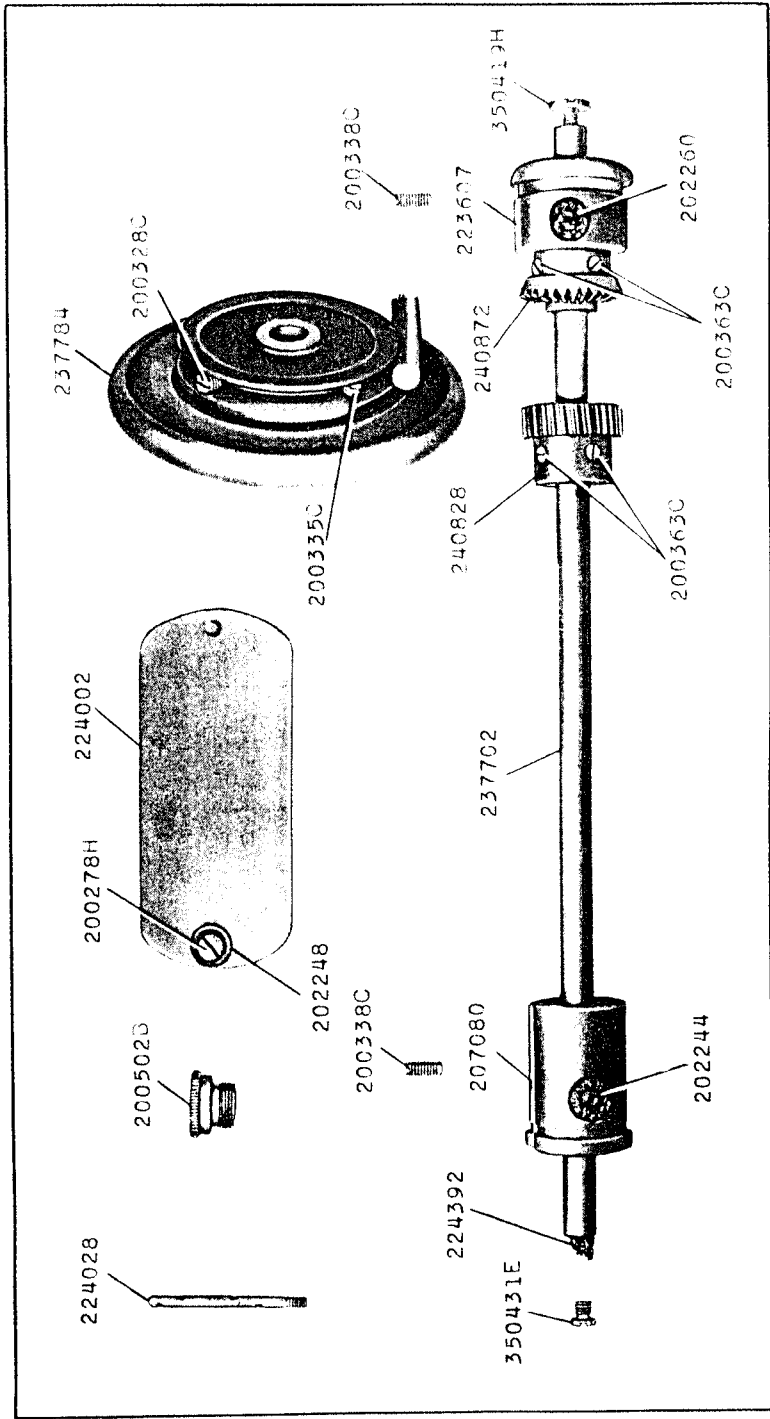
Needles in Containers marked  
"FOR SINGER MACHINES"  
are NOT "SINGER" made needles. 2

SINGER Needles should be used  
in SINGER Machines  
These Needles and their Containers  
are marked with the  
Company's Trade Mark "SIMANCO.\*\*" 1

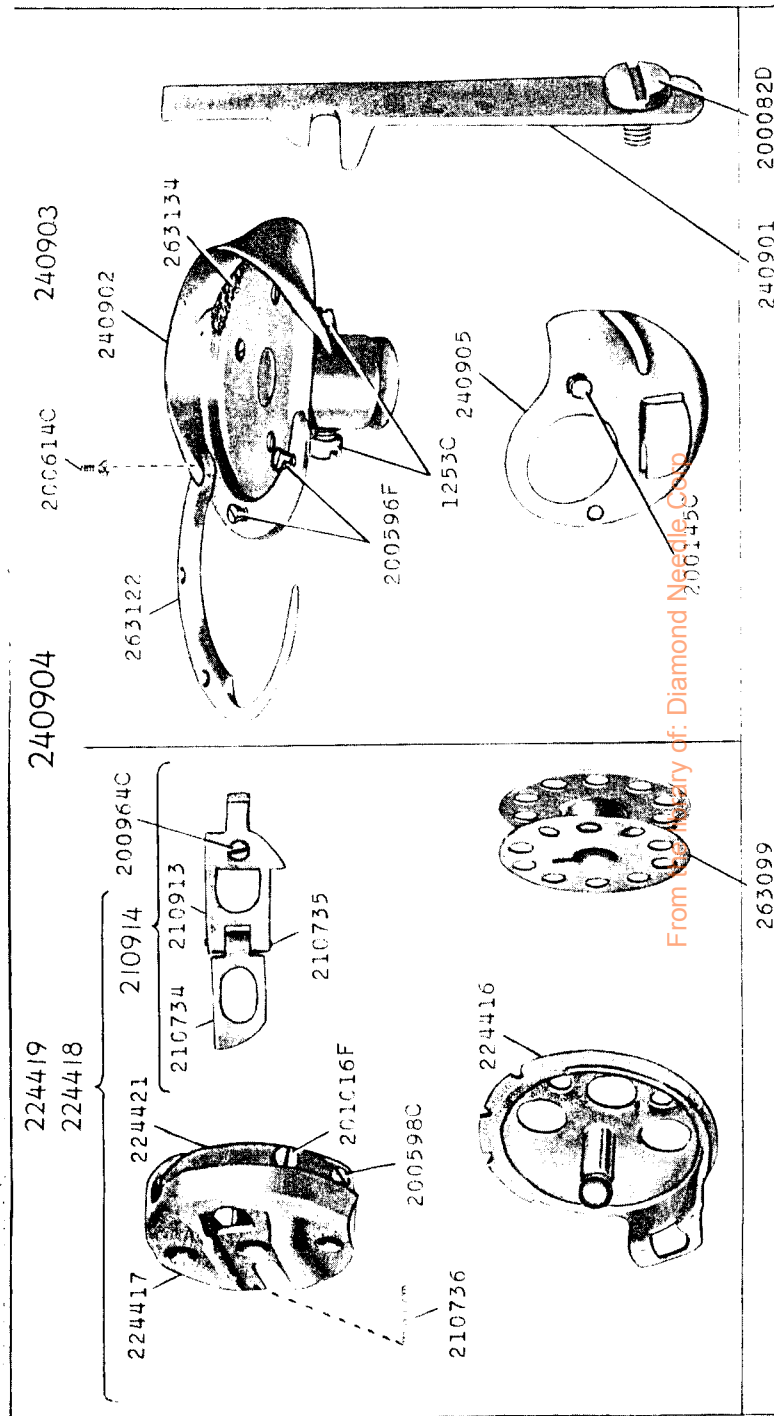
Needles in Containers marked  
"FOR SINGER MACHINES"  
are NOT SINGER made needles. 2



15376 - 3/8



15377



224419  
224418

240904

240903

200614C

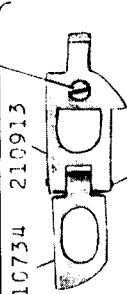
224417  
224421

210734  
210914  
210913

240902

263122

263134




210735

201016F

200598C

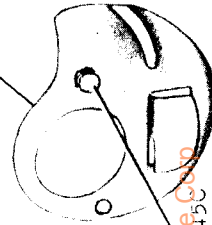
210736

224416



263099

1253C  
240905

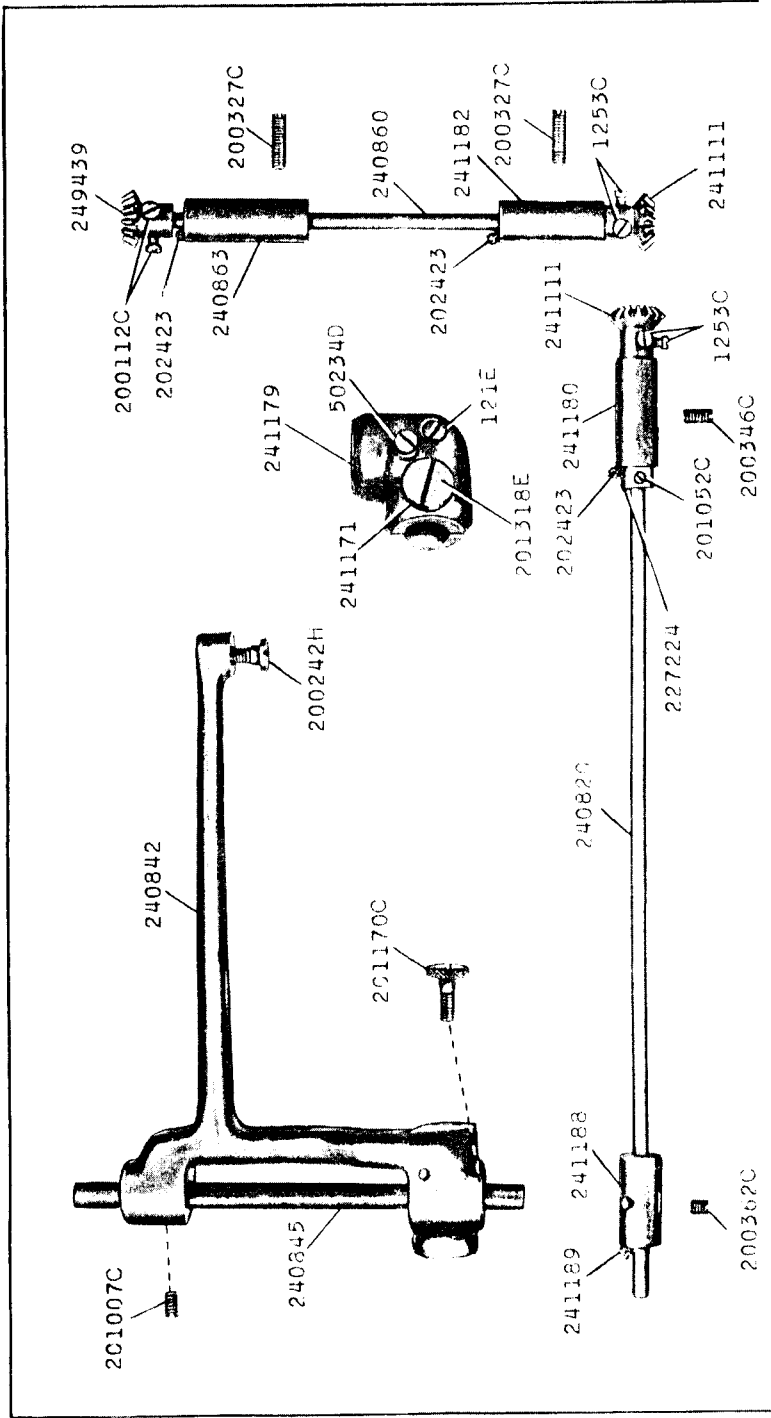


240901

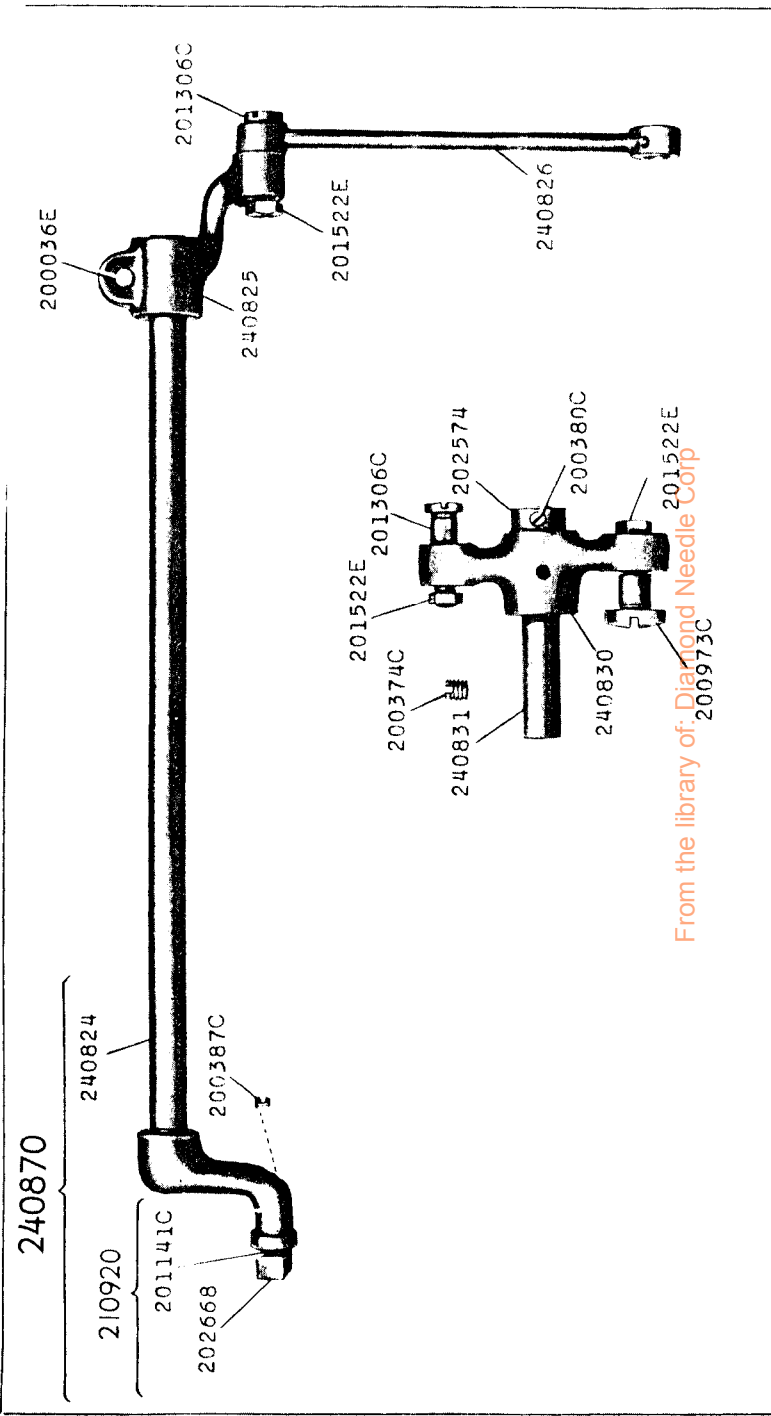
200082D

From the Library of: Diamond Needle Co. 266145-6550

15378 - 3/8

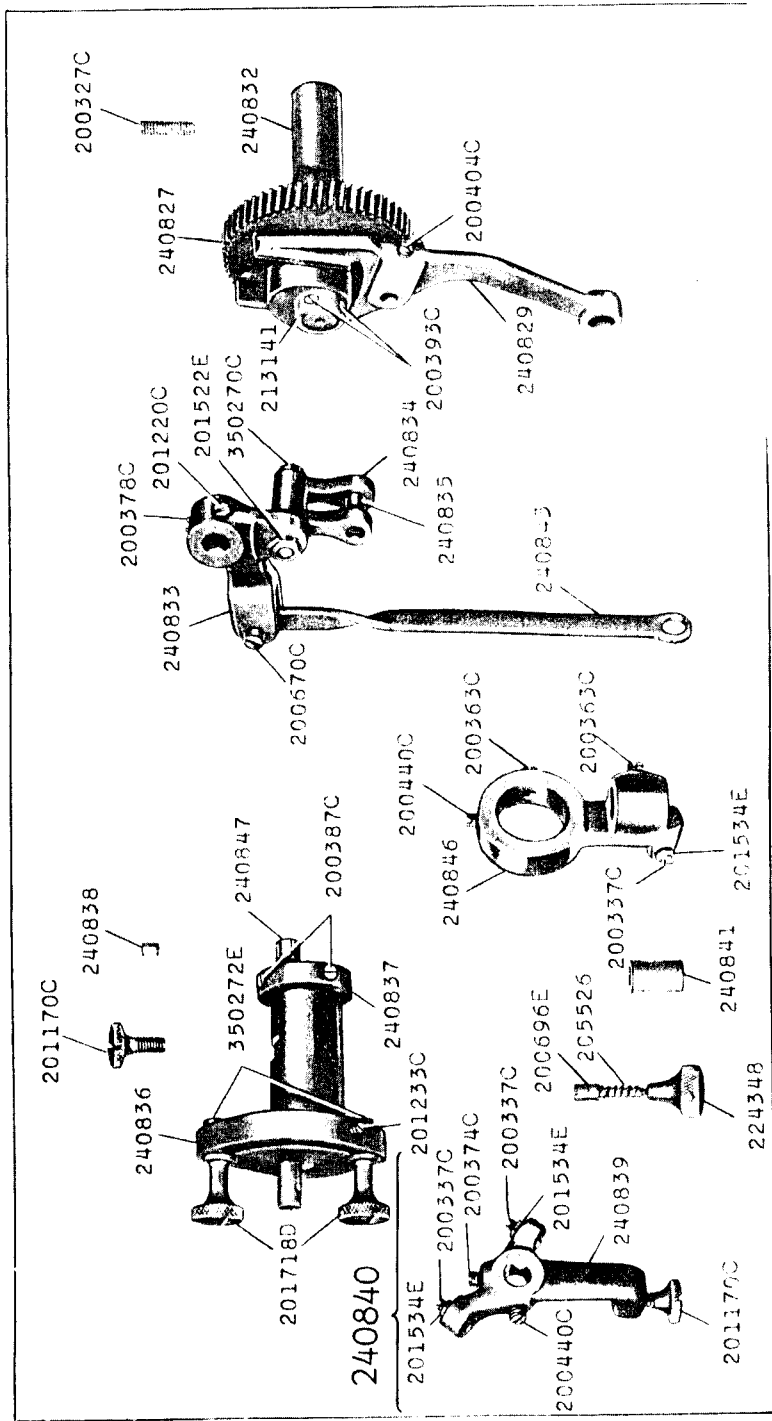


15379 - 1/2

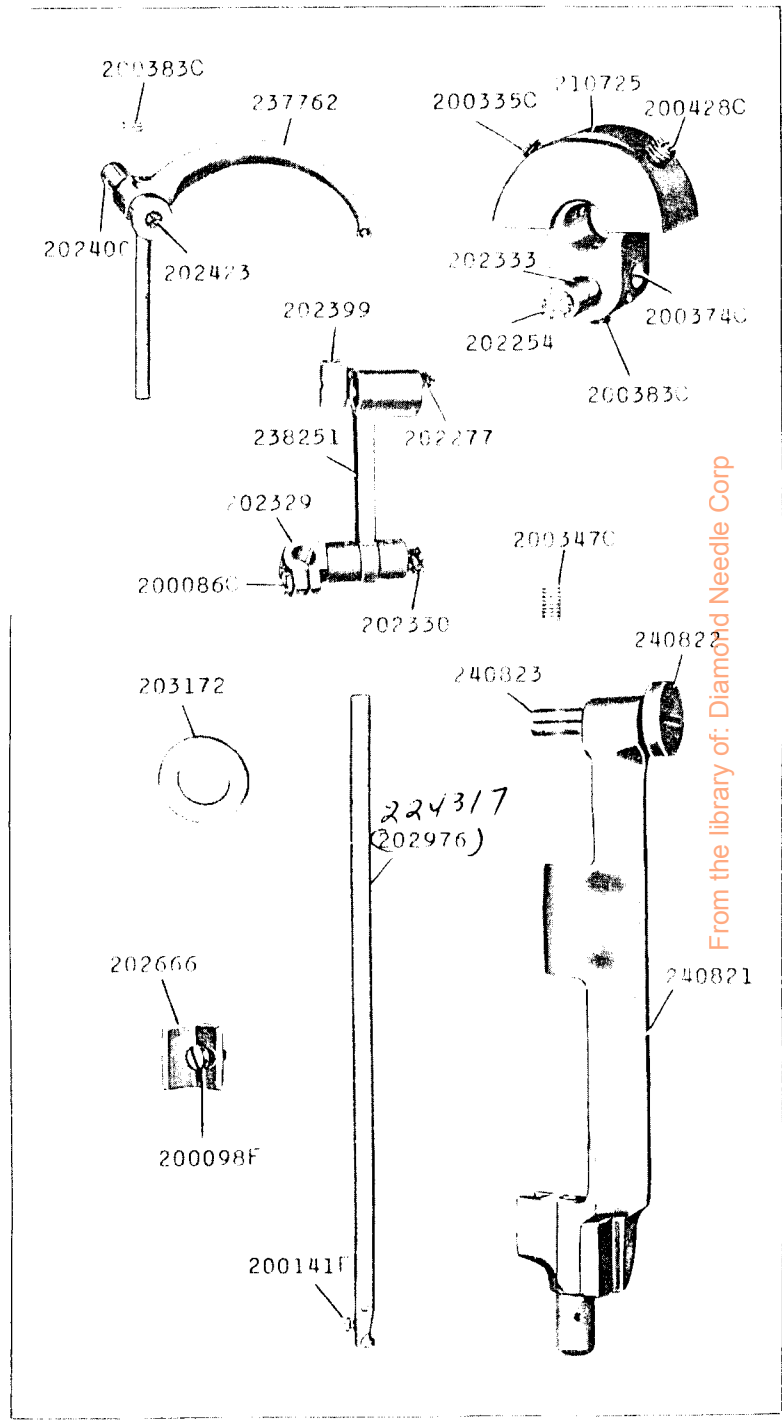


From the library of: **Diamond Needle Corp**

15380 - 3/8

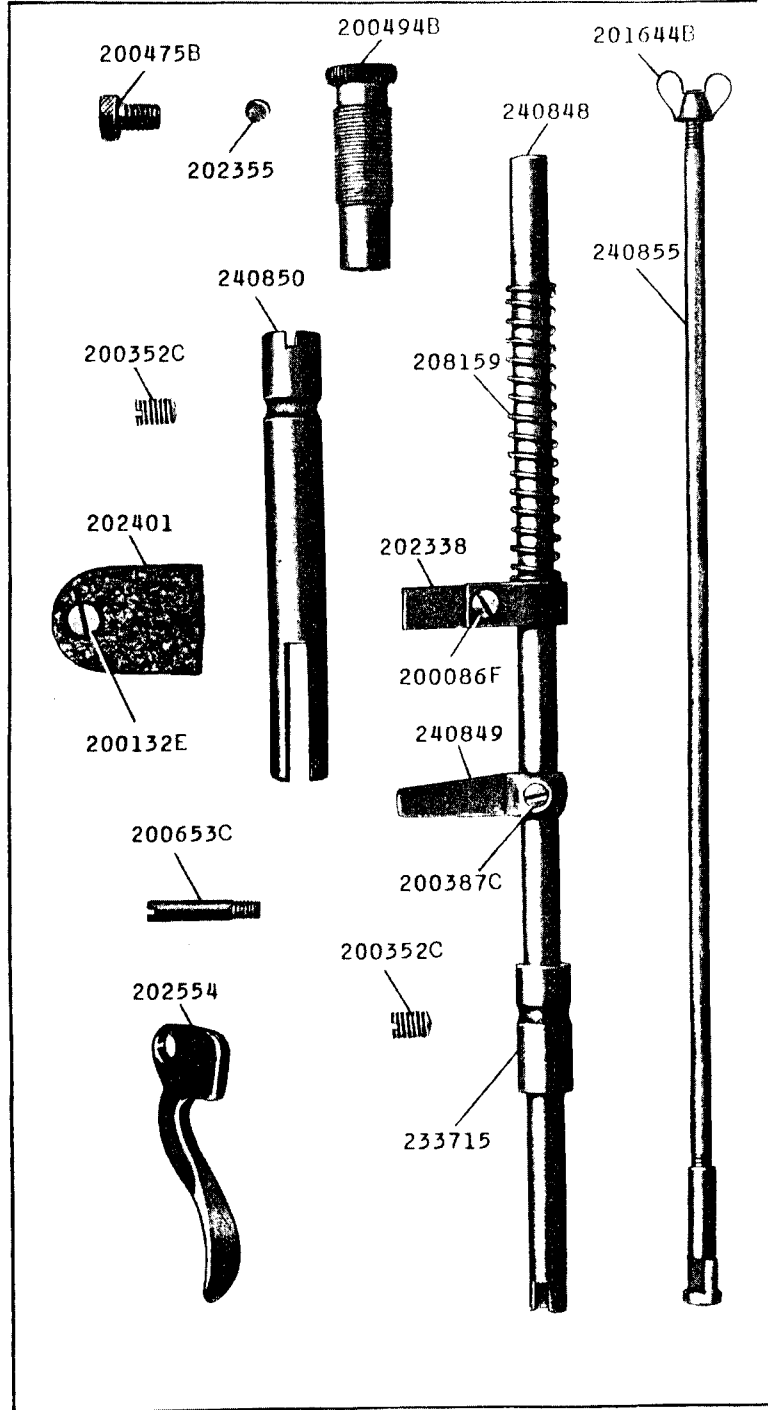


15381 - 1/2

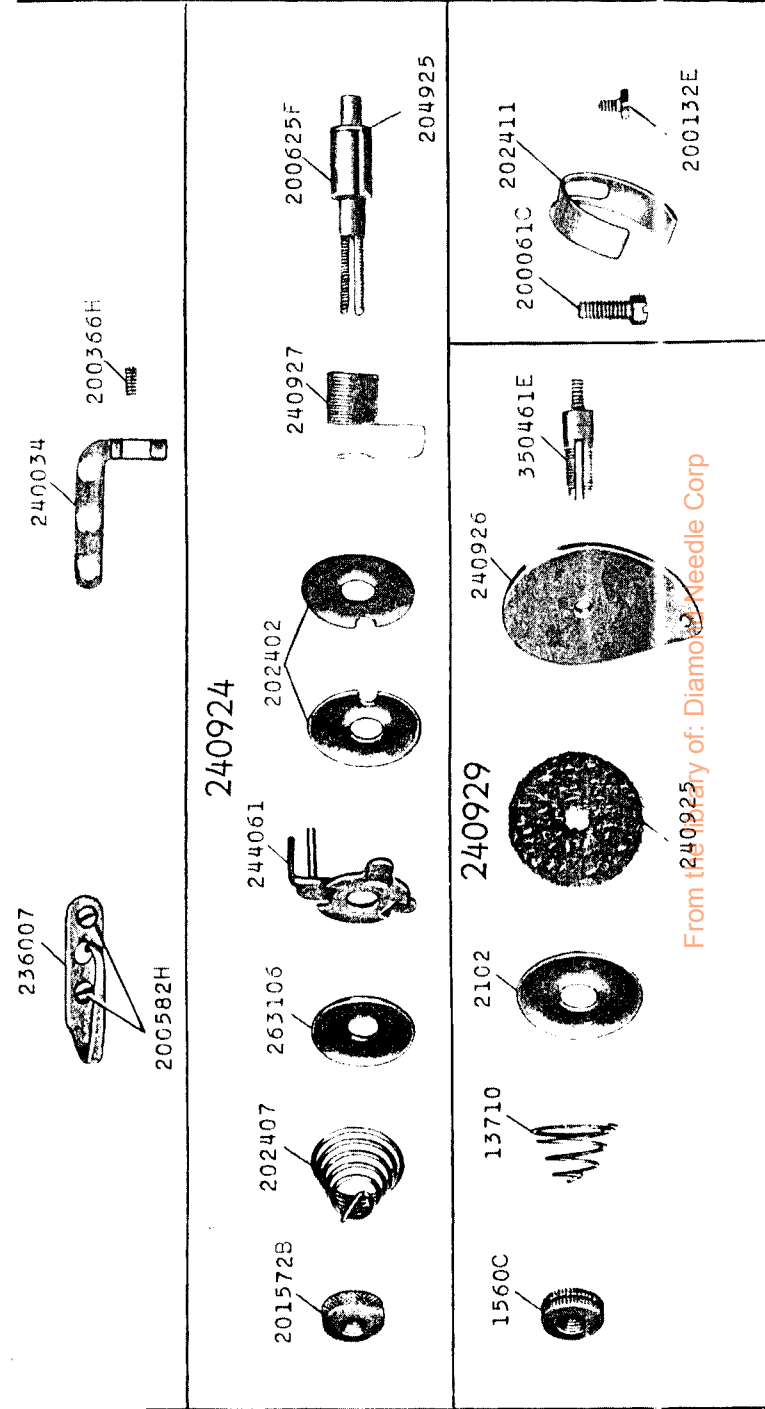


From the library of: Diamond Needle Corp

15382 - 5/8

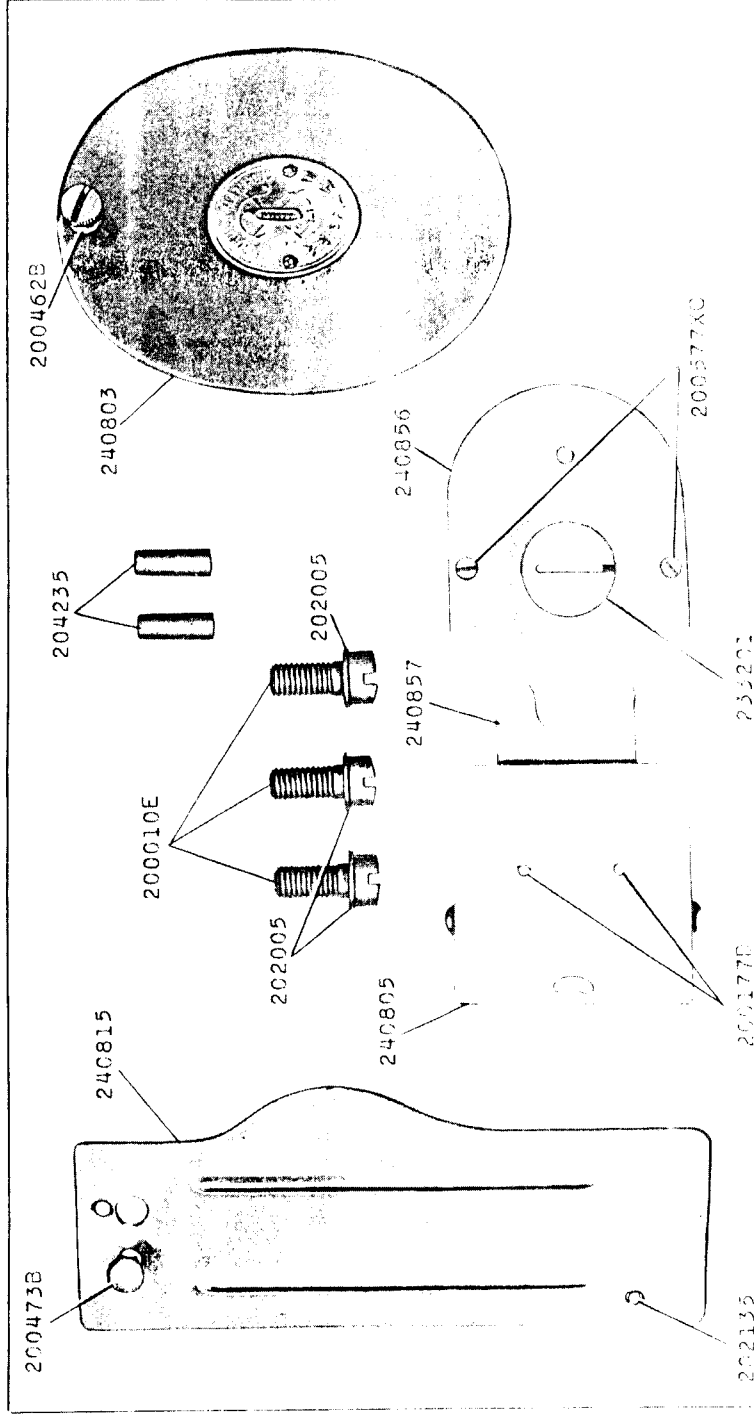


15383 - 2/3

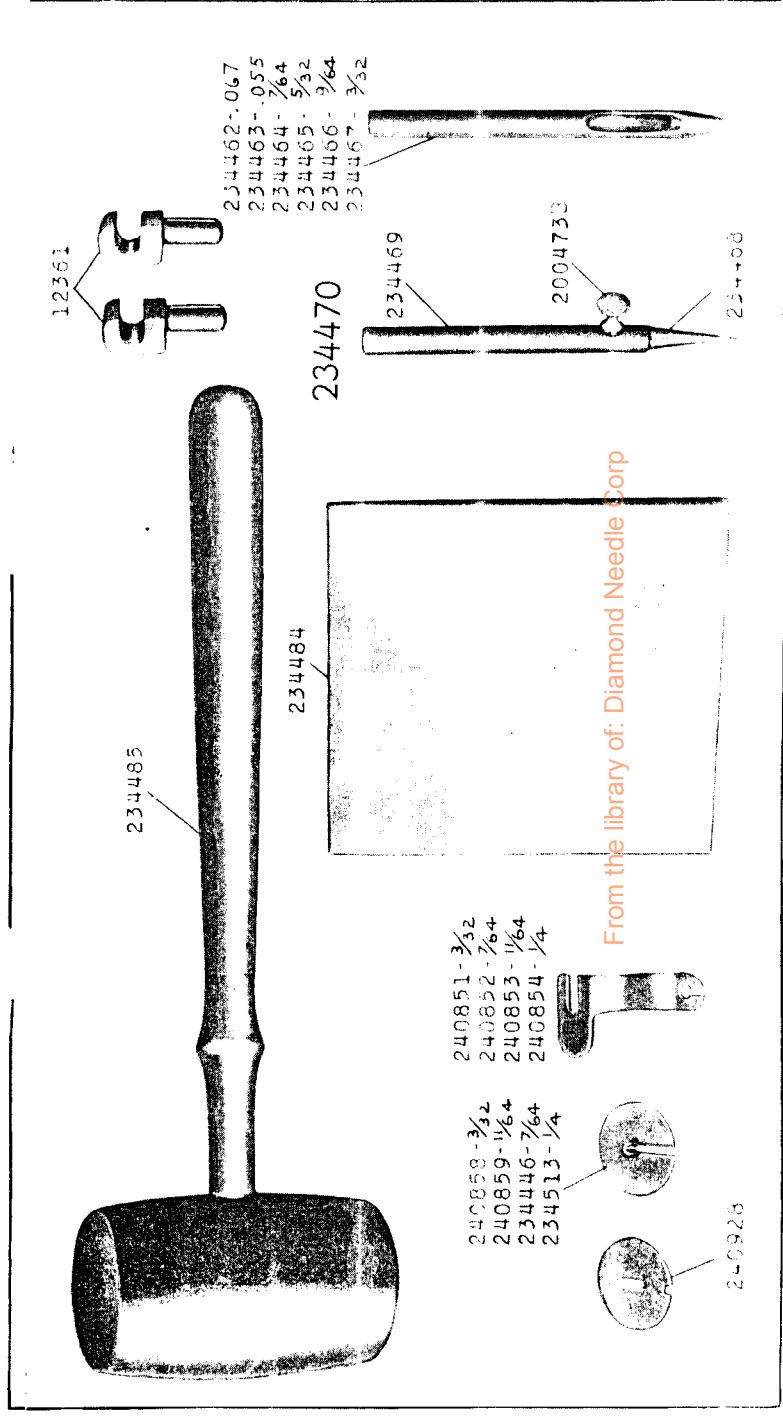


From the library of: Diamond Needle Corp

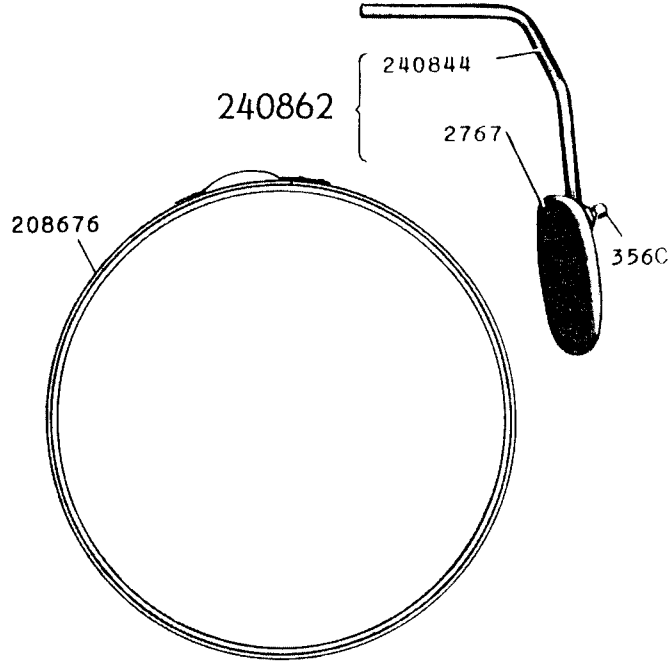

15384 - 1/2



15385 - 1/2

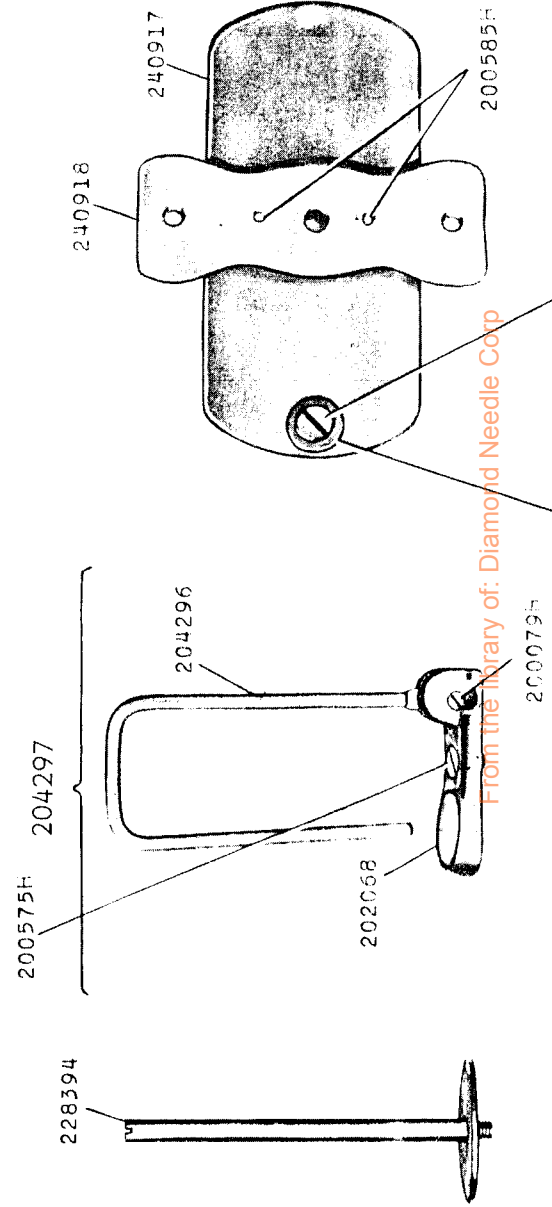


15386 - 1/5



15387 - 1/2

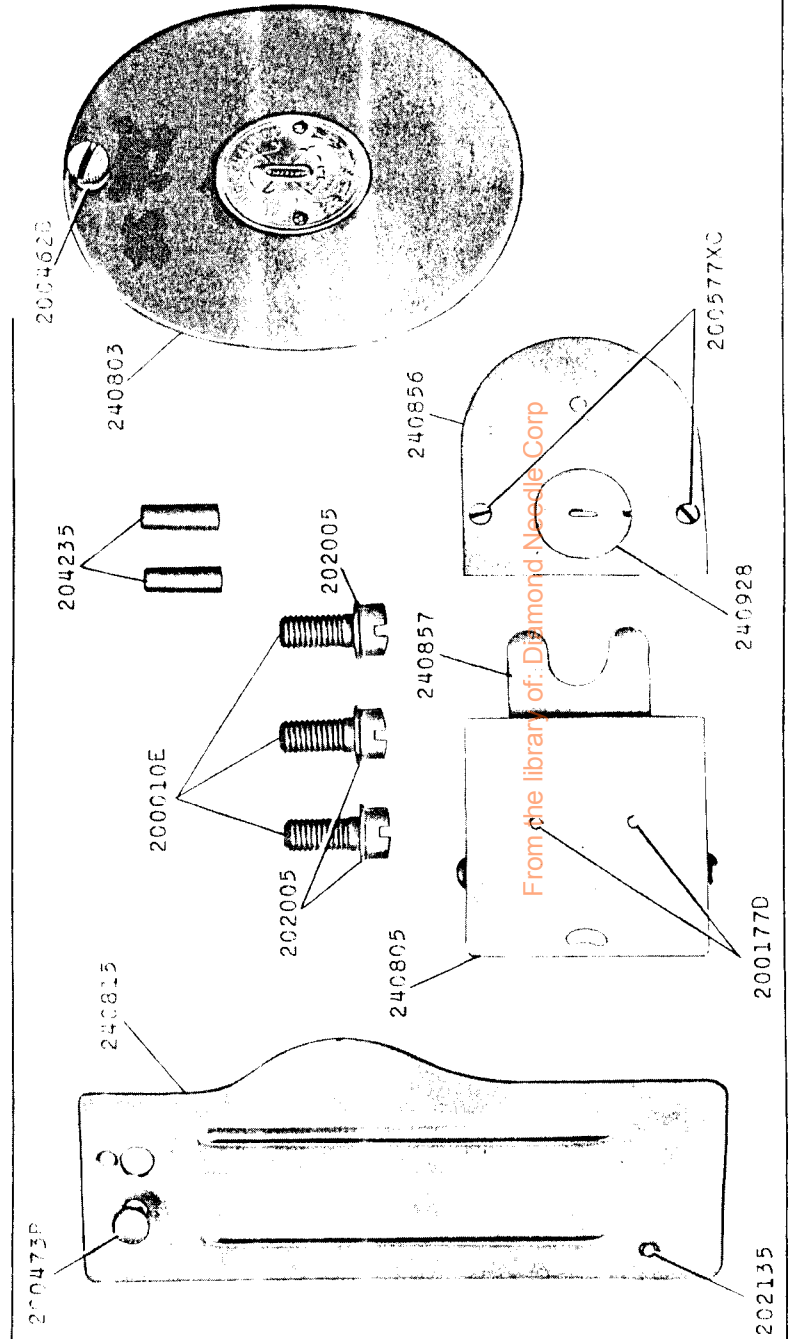
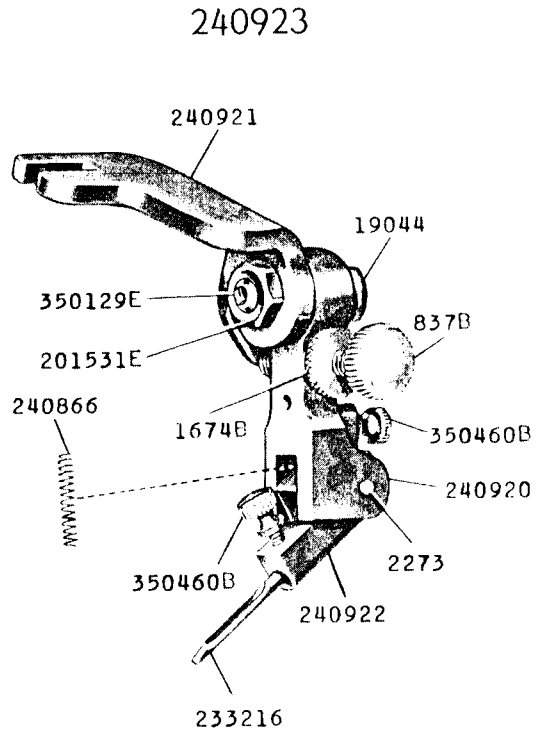
240919



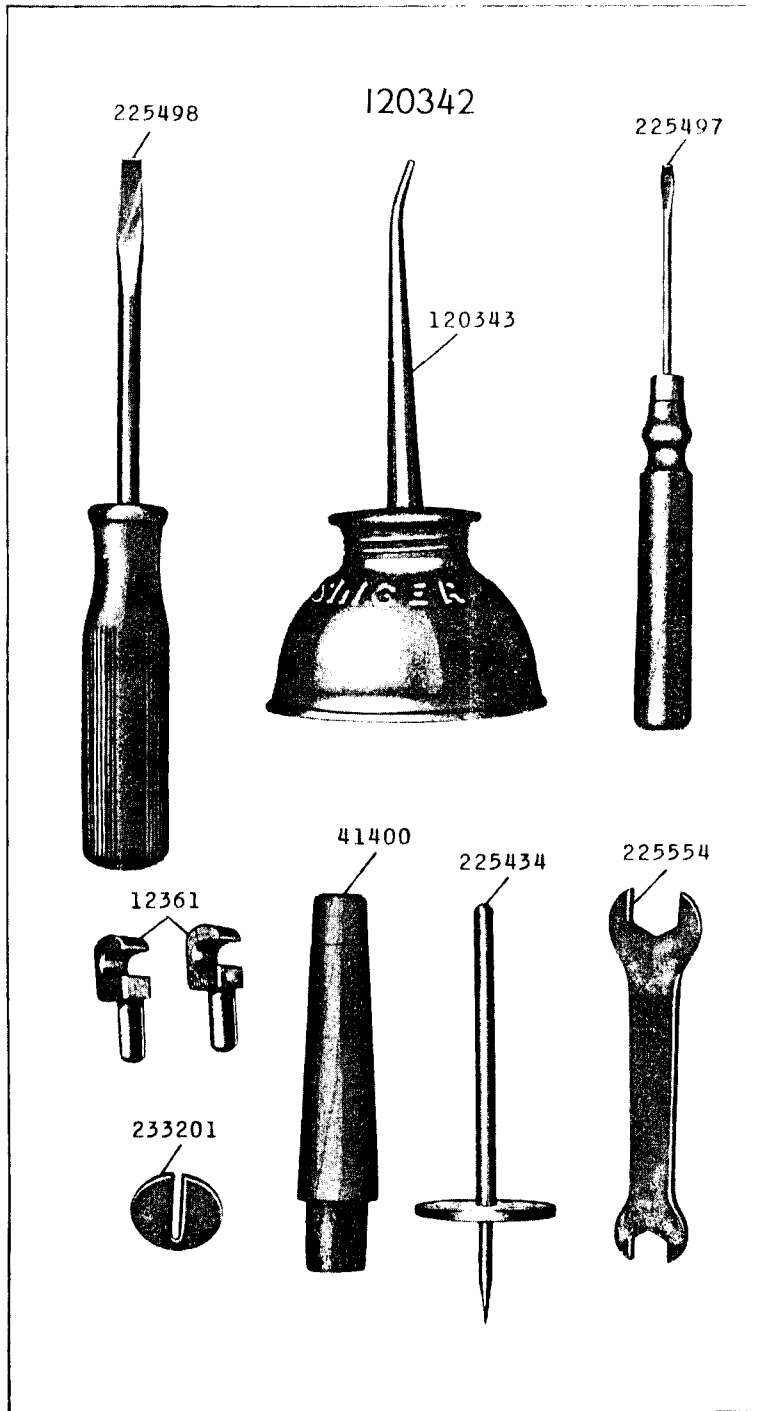
200278H

202248

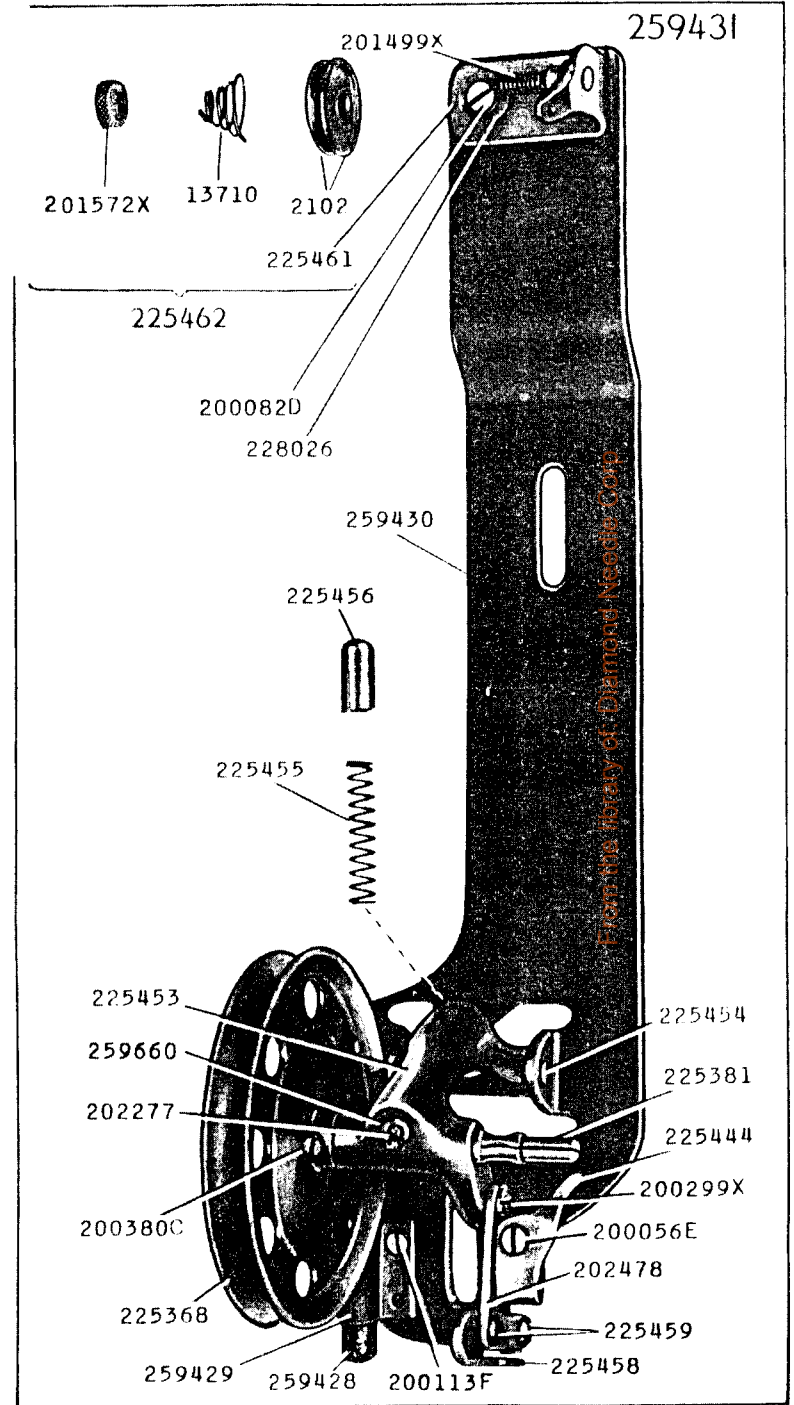




15390 - 1/2



16615 - 1/2



17900 - 1/6

